

WINGS Made Easy for Flight Instructors and FAASafety Team Representatives – Giving Credit for Activities


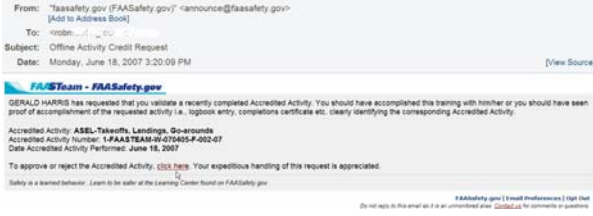
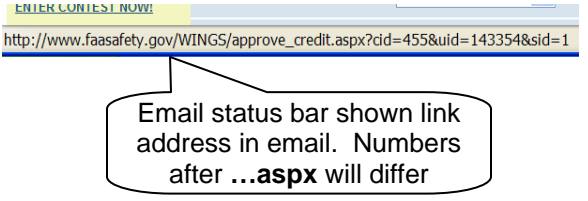
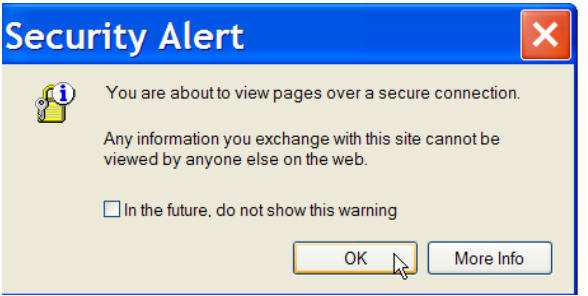
These instructions are intended to show:

- How a Flight Instructor, FAASafety Team Representative for FAASafety Program Manager (FPM) gives credit for a WINGS activity.

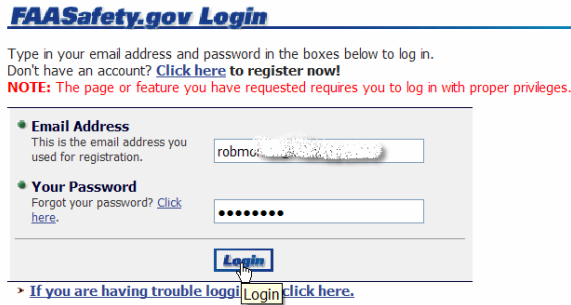
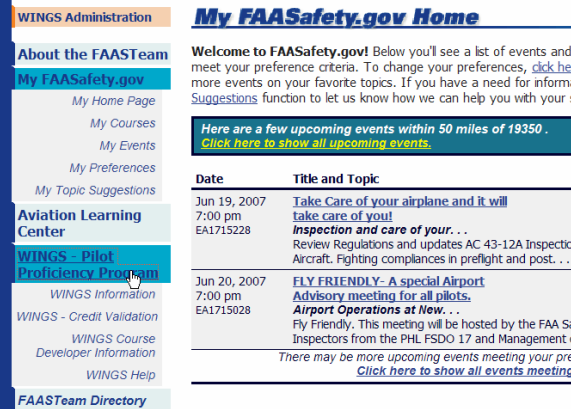

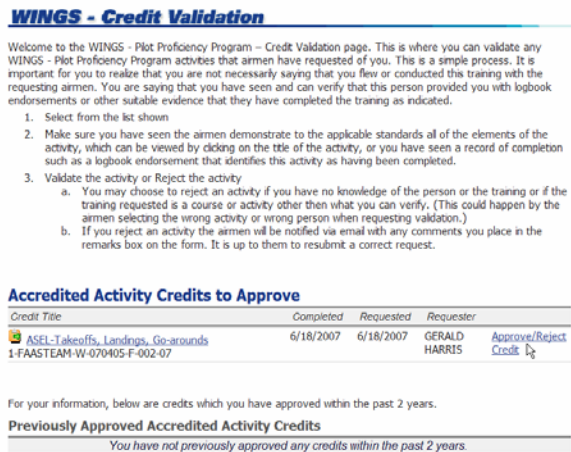
Prerequisites:

- WINGS Participant has created a **FAASafety.gov** website account.
- WINGS Participant has created his/her **WINGS Profile**.
- WINGS Participant has completed the activity for which he/she is requesting credit.
- Flight Instructor has created a **FAASafety.gov** account.

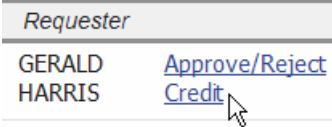
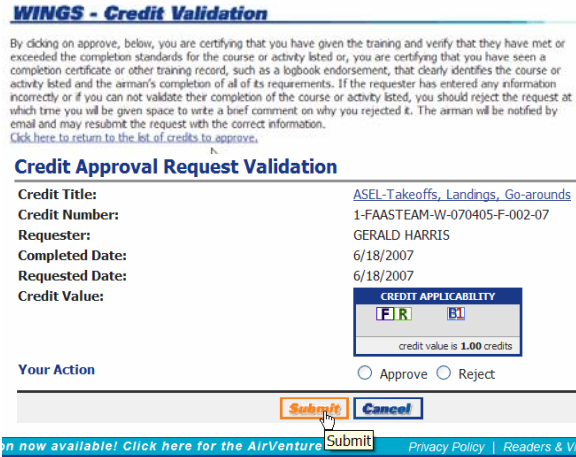
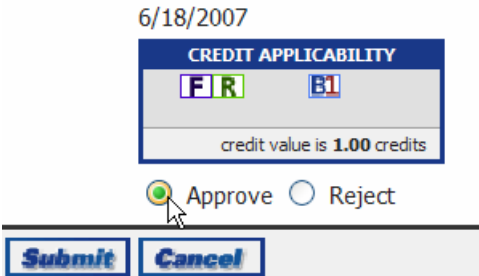


Note: if a CFI does not have a **FAASafety.gov** account, a WINGS Participant will have to contact a FAASafety Team Representative or Program Manager for credit. The WINGS Participant will be expected to show proof on completion of the activity.

<ol style="list-style-type: none"> 1. Open and log into your email program. 2. Open the email from FAASafety.gov with the Subject Offline Activity Credit Request 	
<ol style="list-style-type: none"> 3. The email will indicate who is requesting credit, what the activity is and the date completed. 	
<ol style="list-style-type: none"> 4. Click on the Click Here link after To approve or reject the Accredited Activity. 	<p>To approve or reject the Accredited Activity, click here. Your expectation is that you will be able to view the Accredited Activity. Safety is a learned behavior... Learn to be safer at the Learning Center found on F.</p>
<ol style="list-style-type: none"> 5. The link in the email will take you to the www.faasafety.gov/WINGS/approve_credit.aspx... website as shown to the right. 6. Click OK if your email security program asks if you want to go to this site. 7. If you get an error message on the www.faasafety.gov website, go to Step 9. 	
<ol style="list-style-type: none"> 8. If you get this Security Alert box, click OK. 	


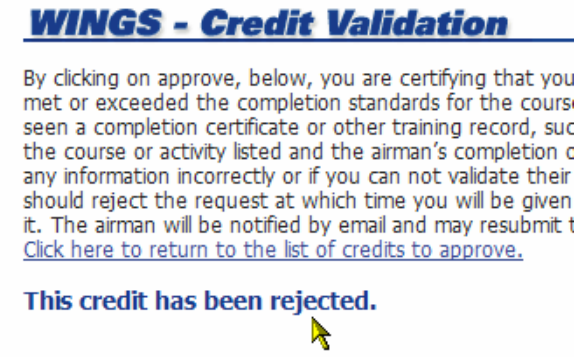
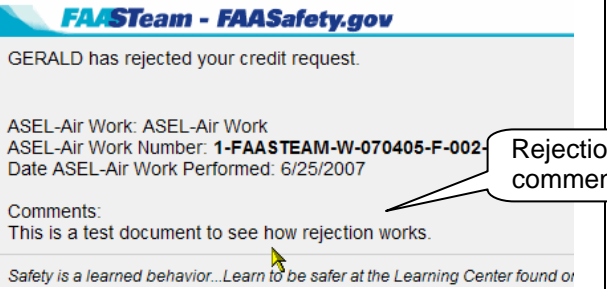
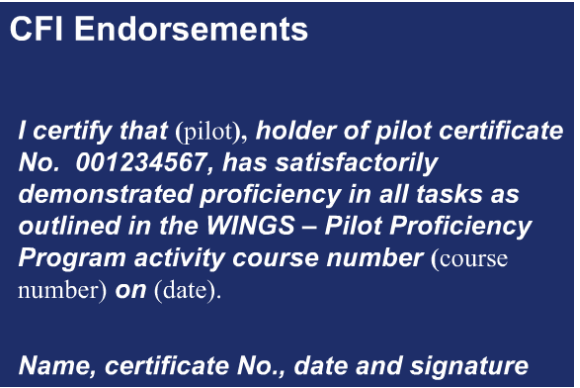
WINGS Made Easy for Flight Instructors and FAASTeam Representatives – Giving Credit for Activities

<p>9. Login to your FAASafety.gov account.</p>	 <p>FAASafety.gov Login</p> <p>Type in your email address and password in the boxes below to log in. Don't have an account? Click here to register now!</p> <p>NOTE: The page or feature you have requested requires you to log in with proper privileges.</p> <p>Email Address This is the email address you used for registration.</p> <p>Your Password Forgot your password? Click here.</p> <p>Login</p> <p>> If you are having trouble logging in, click here.</p>										
<p>10. Click on WINGS - Pilot Proficiency Program located on the left side of the screen.</p>	 <p>WINGS Administration</p> <p>My FAASafety.gov Home</p> <p>Welcome to FAASafety.gov! Below you'll see a list of events and meet your preference criteria. To change your preferences, click here more events on your favorite topics. If you have a need for inform Suggestions function to let us know how we can help you with your s</p> <p>Here are a few upcoming events within 50 miles of 19350 . Click here to show all upcoming events.</p> <table border="1"> <thead> <tr> <th>Date</th> <th>Title and Topic</th> </tr> </thead> <tbody> <tr> <td>Jun 19, 2007 7:00 pm EA1715228</td> <td>Take Care of your airplane and it will take care of you! Inspection and care of your... Review Regulations and updates AC 43-12A Inspecto Aircraft. Fighting compliances in preflight and post...</td> </tr> <tr> <td>Jun 20, 2007 7:00 pm EA1715028</td> <td>FLY FRIENDLY- A special Airport Advisory meeting for all pilots. Airport Operations at New... Fly Friendly. This meeting will be hosted by the FAA Sa Inspectors from the PHL FSDO 17 and Management c There may be more upcoming events meeting your pre Click here to show all events meeting</td> </tr> </tbody> </table>	Date	Title and Topic	Jun 19, 2007 7:00 pm EA1715228	Take Care of your airplane and it will take care of you! Inspection and care of your... Review Regulations and updates AC 43-12A Inspecto Aircraft. Fighting compliances in preflight and post...	Jun 20, 2007 7:00 pm EA1715028	FLY FRIENDLY- A special Airport Advisory meeting for all pilots. Airport Operations at New... Fly Friendly. This meeting will be hosted by the FAA Sa Inspectors from the PHL FSDO 17 and Management c There may be more upcoming events meeting your pre Click here to show all events meeting				
Date	Title and Topic										
Jun 19, 2007 7:00 pm EA1715228	Take Care of your airplane and it will take care of you! Inspection and care of your... Review Regulations and updates AC 43-12A Inspecto Aircraft. Fighting compliances in preflight and post...										
Jun 20, 2007 7:00 pm EA1715028	FLY FRIENDLY- A special Airport Advisory meeting for all pilots. Airport Operations at New... Fly Friendly. This meeting will be hosted by the FAA Sa Inspectors from the PHL FSDO 17 and Management c There may be more upcoming events meeting your pre Click here to show all events meeting										
<p>11. Click on WINGS – Credit Validation.</p>	 <p>WINGS - Pilot Proficiency Program</p> <p>WINGS Information</p> <p>WINGS - Credit Validation</p> <p>WINGS Course Developer Information</p> <p>WINGS Help</p>										
<p>12. Review the WINGS - Credit Validation introductory comments.</p> <p>13. Review the Accredited Activity Credits to Approve.</p>	 <p>WINGS - Credit Validation</p> <p>Welcome to the WINGS - Pilot Proficiency Program – Credit Validation page. This is where you can validate any WINGS - Pilot Proficiency Program activities that airmen have requested of you. This is a simple process. It is important for you to realize that you are not necessarily saying that you flew or conducted this training with the requesting airmen. You are saying that you have seen and can verify that this person provided you with logbook endorsements or other suitable evidence that they have completed the training as indicated.</p> <ol style="list-style-type: none"> Select from the list shown Make sure you have seen the airmen demonstrate to the applicable standards all of the elements of the activity, which can be viewed by clicking on the title of the activity, or you have seen a record of completion such as a logbook endorsement that identifies this activity as having been completed. Validate the activity or Reject the activity <ol style="list-style-type: none"> You may choose to reject an activity if you have no knowledge of the person or the training or if the training requested is a course or activity other than what you can verify. (This could happen by the airmen selecting the wrong activity or wrong person when requesting validation.) If you reject an activity the airmen will be notified via email with any comments you place in the remarks box on the form. It is up to them to resubmit a correct request. <p>Accredited Activity Credits to Approve</p> <table border="1"> <thead> <tr> <th>Credit Title</th> <th>Completed</th> <th>Requested</th> <th>Requester</th> <th>Approve/Reject Credits</th> </tr> </thead> <tbody> <tr> <td>ASEL_Takeoffs, Landings, Go-arounds 1-FAASTeam-W-070405-F-002-07</td> <td>6/18/2007</td> <td>6/18/2007</td> <td>GERALD HARRIS</td> <td>Approve/Reject Credits</td> </tr> </tbody> </table> <p>For your information, below are credits which you have approved within the past 2 years.</p> <p>Previously Approved Accredited Activity Credits</p> <p>You have not previously approved any credits within the past 2 years.</p>	Credit Title	Completed	Requested	Requester	Approve/Reject Credits	ASEL_Takeoffs, Landings, Go-arounds 1-FAASTeam-W-070405-F-002-07	6/18/2007	6/18/2007	GERALD HARRIS	Approve/Reject Credits
Credit Title	Completed	Requested	Requester	Approve/Reject Credits							
ASEL_Takeoffs, Landings, Go-arounds 1-FAASTeam-W-070405-F-002-07	6/18/2007	6/18/2007	GERALD HARRIS	Approve/Reject Credits							

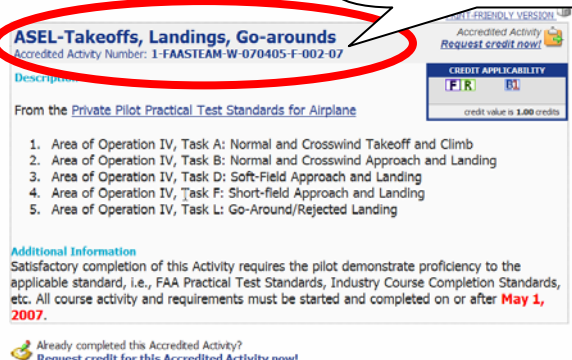
WINGS Made Easy for Flight Instructors and FAASTeam Representatives – Giving Credit for Activities

<p>14. Click the Approve/Reject Credit link beside the Requestor's name.</p>	
<p>15. You will be at the Credit Approval Request Validation page.</p> <p>16. Review the WINGS – Credit Validation introductory material that appears on the page and is shown to the right.</p>	
<p>17. Click on the Approve or Reject radial dot as is appropriate.</p> <p>18. If you feel that you need to Reject the request, go to Step 22.</p>	
<p>19. Click on Submit.</p>	
<p>20. Wait for the information to be recorded in the WINGS database. This may take up to a minute.</p> <p>21. You will see the message "This Credit has been approved" at the bottom of the WINGS – Credit Validation introductory material.</p>	

WINGS Made Easy for Flight Instructors and FAASTeam Representatives – Giving Credit for Activities

<p>22. If you click the Reject radial dot, a comment window will open.</p> <p>23. Fill in the reason for the rejection. This will be included in the FAA's email back to the requestor.</p> <p>24. Click on Submit.</p>	
<p>25. Wait for the information to be recorded in the WINGS database. This may take up to a minute.</p> <p>26. You will see the message "This Credit has been rejected" at the bottom of the WINGS – Credit Validation introductory material.</p>	
<p>27. The email sent to the requestor after a rejection is illustrated to the right.</p>	
<p>You should be looking for this type of log book entry if a participant is asking you as either a CFI or FAASTeam Program Manager or Representative to give him/her credit for training done by someone else.</p> <p>This endorsement will be used for flight training.</p>	

WINGS Made Easy for Flight Instructors and FAASTeam Representatives – Giving Credit for Activities

<p>The FAA recommended endorsement for Knowledge or ground training is shown to the right.</p>	<div style="background-color: #003366; color: white; padding: 10px;"> <h2 style="margin: 0;">CFI Endorsements</h2> <p style="margin: 5px 0 0 20px;"><i>I certify that (pilot), holder of pilot certificate No. 001234567, has satisfactorily completed course (course name) WINGS – Pilot Proficiency Program activity course number (course number) on (date).</i></p> <p style="margin: 5px 0 0 20px;">Name, certificate No., date and signature</p> </div>
<p>All of the WINGS Flight Credits have a page that the Participant can print and take with them when they go for their flight training.</p> <p>The Program Activity Course Number is shown under the flight activity name.</p> <p>The Program Activity Course Number is also shown on the SPANS notice for a Safety Seminar or a Certificate that may be awarded for attending other training.</p>	<div style="border: 1px solid black; padding: 5px;"> <p>WINGS - Pilot Proficiency Program</p> <p>Below is the information about the selected WINGS - Pilot Proficiency credit if you have completed it by clicking the link at the bottom. Click here to return to the credit search page.</p> <div style="border: 2px solid red; border-radius: 50%; padding: 5px; display: inline-block;"> <p>ASEL-Takeoffs, Landings, Go-arounds Accredited Activity Number: 1-FAASTEAM-W-070405-F-002-07</p> </div> <div style="float: right; border: 1px solid black; border-radius: 50%; padding: 5px; text-align: center;"> <p>Program Activity Course Number.</p> </div> <div style="clear: both;"></div>  <p>From the Private Pilot Practical Test Standards for Airplane</p> <ol style="list-style-type: none"> 1. Area of Operation IV, Task A: Normal and Crosswind Takeoff and Climb 2. Area of Operation IV, Task B: Normal and Crosswind Approach and Landing 3. Area of Operation IV, Task D: Soft-Field Approach and Landing 4. Area of Operation IV, Task F: Short-field Approach and Landing 5. Area of Operation IV, Task L: Go-Around/Rejected Landing <p>Additional Information Satisfactory completion of this Activity requires the pilot demonstrate proficiency to the applicable standard, i.e., FAA Practical Test Standards, Industry Course Completion Standards, etc. All course activity and requirements must be started and completed on or after May 1, 2007.</p> <p>Already completed this Accredited Activity? Request credit for this Accredited Activity now!</p> </div>

~~ End of Instructions ~~

Acknowledgments:

My thanks to Gerald Harris, FAASTeam Lead Representative, and Robert Mejia, Certified Flight Instructor, for their help in the preparation of this document.